



March 2017

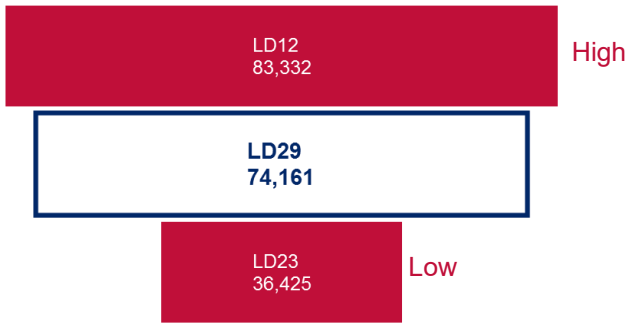
## Legislative District 29

Glendale (South and West)  
Maryvale (North)

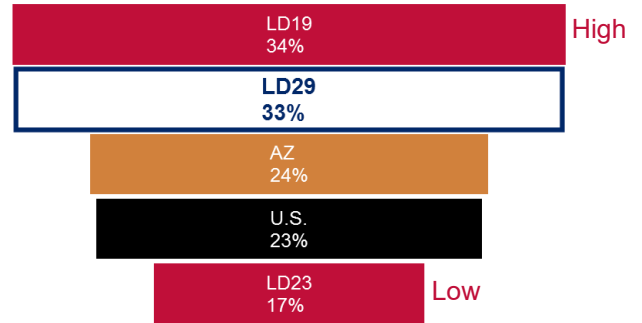
**Senator**  
Martin Quezada

**Representatives**  
Richard C. Andrade  
César Chávez

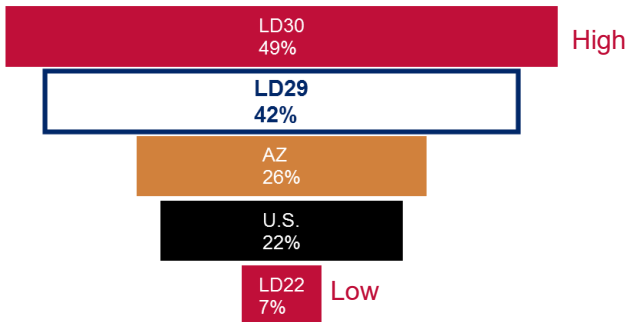
### Number of Children



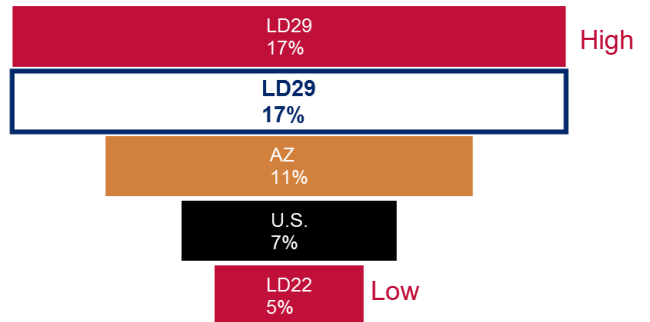
### Total Population Who are Children



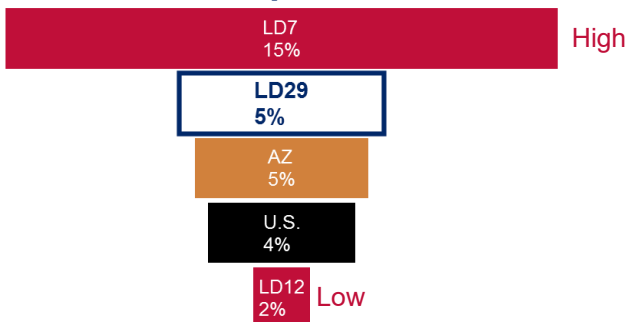
### Children Living in Poverty



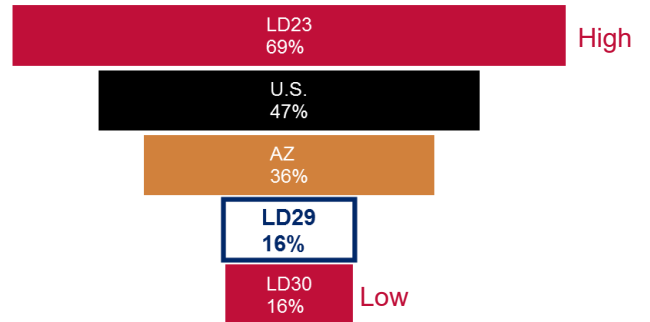
### Children Without Health Insurance



### Children Being Raised by Grandparents



### 3 and 4 Year Olds Enrolled in Preschool



### 3rd Grade AzMERIT Reading Test Results 2016

School/School District	Students Passing
<b>Arizona</b>	<b>41%</b>
Barbara B. Robey Elementary School	40%
Cartwright Elementary School District	24%
Glendale Elementary School District	21%
Pendergast Elementary School District	29%



THE ARIZONA CENTER  
— FOR ECONOMIC PROGRESS —

March 2017

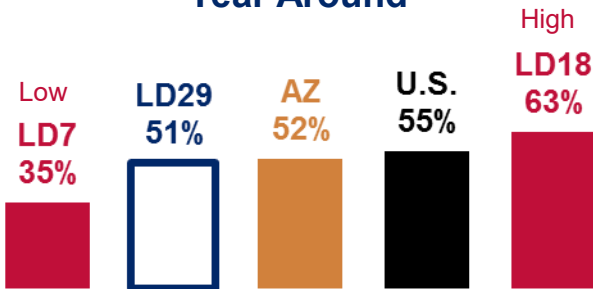
## Legislative District 29

Glendale (South and West)  
Maryvale (North)

**Senator**  
Martin Quezada

**Representatives**  
Richard C. Andrade  
César Chávez

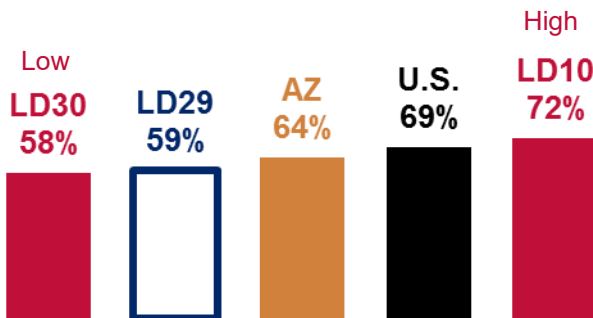
### 25-64 Year Olds Working Full Time, Year Around



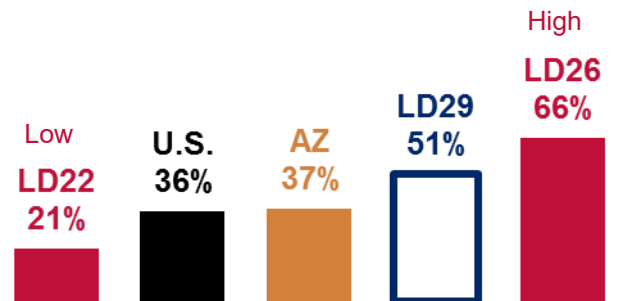
### Median Earnings Per Full Time, Year Around Worker



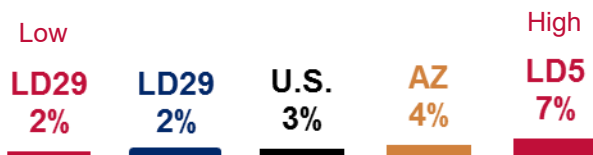
### Children in Families Where All Parents are in the Labor Force



### Percent of Housing that is Rented



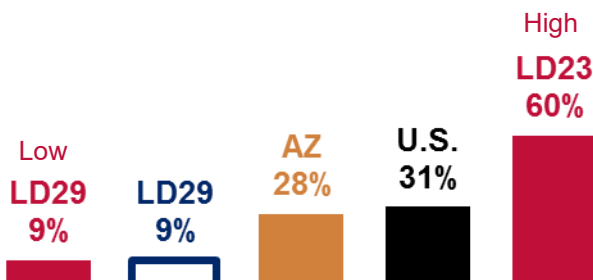
### Moved to Arizona Last Year



### Working and No Car



### 25-64 Year Olds with a Bachelor Degree or Higher



### Rent is 30% or More of Monthly Income

